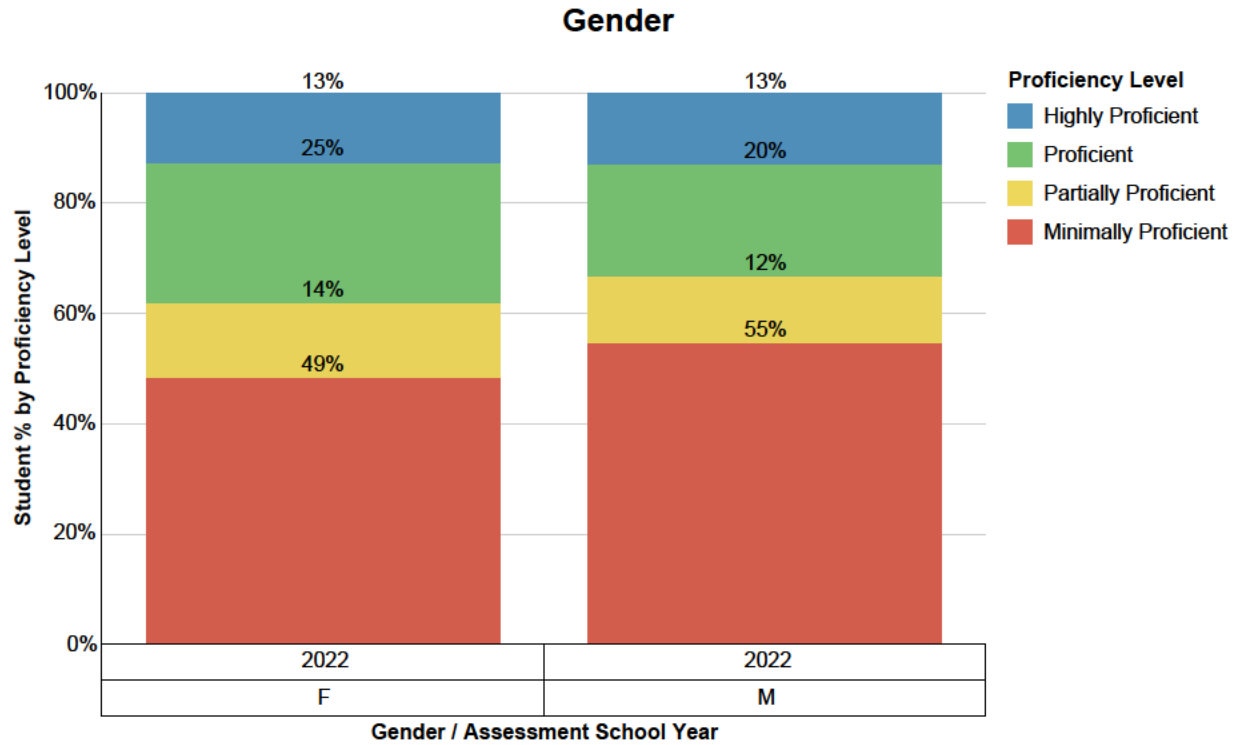


# District - Assessment Summary Proficiency Distribution by Special Population by Year


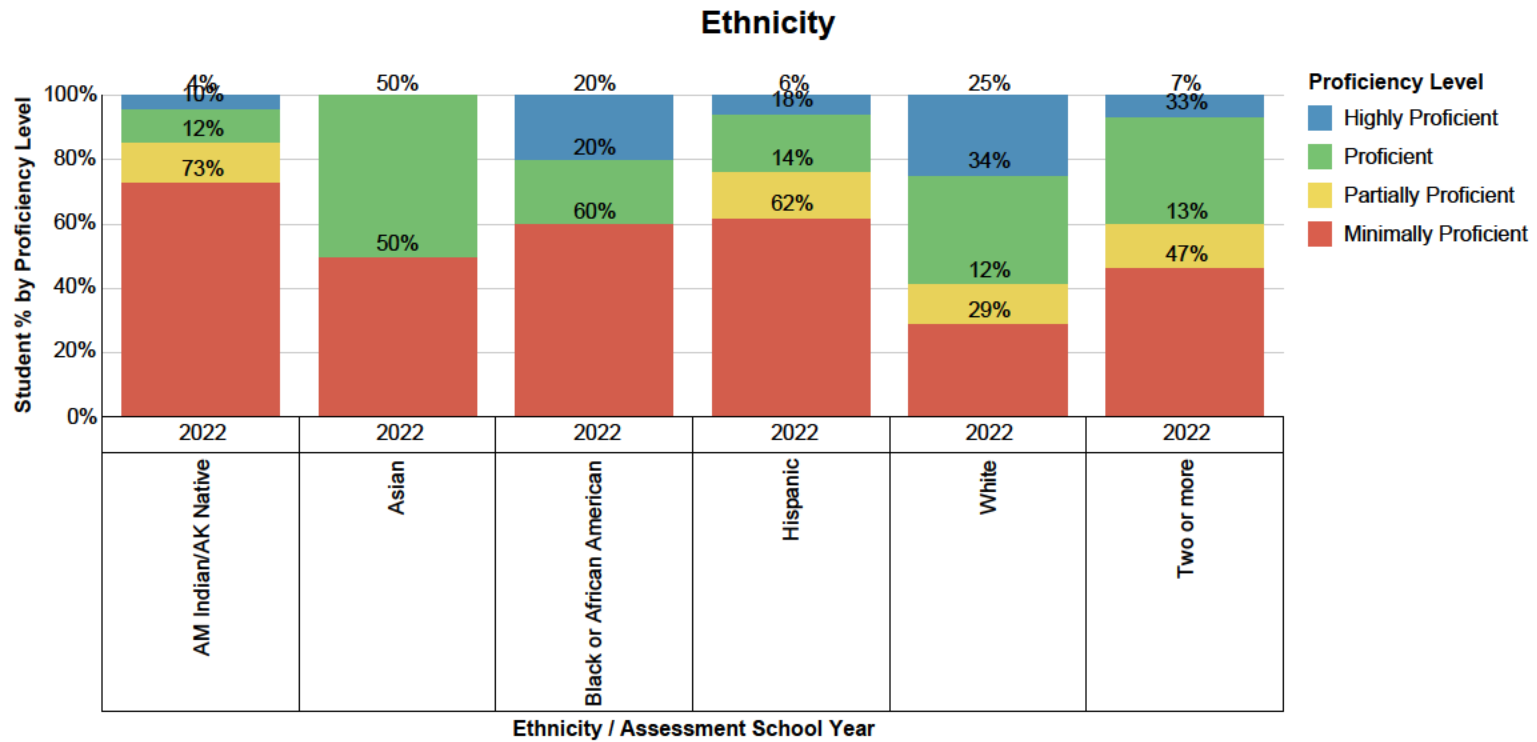
Assessment: AASA    Assessment Subject: English Language Arts    Time Period: SPRING    Admin Type: NA



# of Students	Gender	
	F	M
	2022	2022
Highly Proficient	<a href="#">39</a>	<a href="#">36</a>
Proficient	<a href="#">79</a>	<a href="#">57</a>
Partially Proficient	<a href="#">42</a>	<a href="#">34</a>
Minimally Proficient	<a href="#">151</a>	<a href="#">154</a>
<b>Total</b>	<b><a href="#">311</a></b>	<b><a href="#">281</a></b>

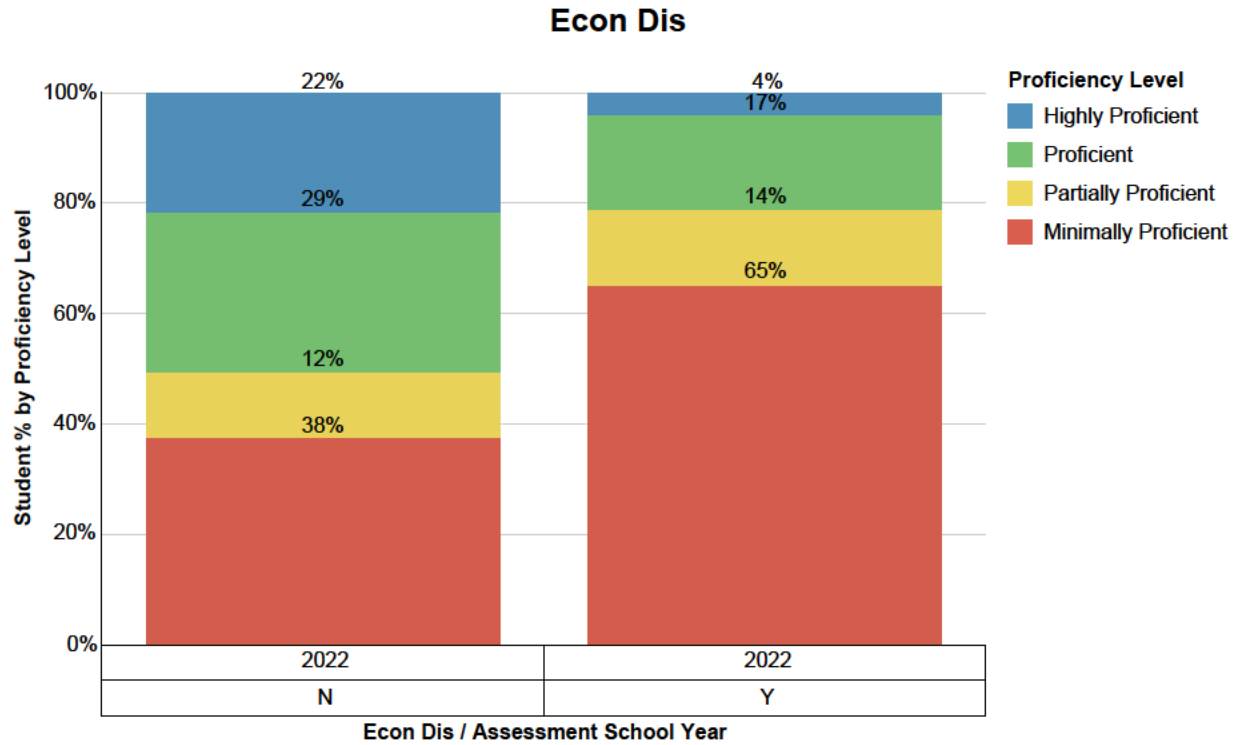
# District - Assessment Summary Proficiency Distribution by Special Population by Year

Assessment: AASA    Assessment Subject: English Language Arts    Time Period: SPRING    Admin Type: NA



# District - Assessment Summary Proficiency Distribution by Special Population by Year

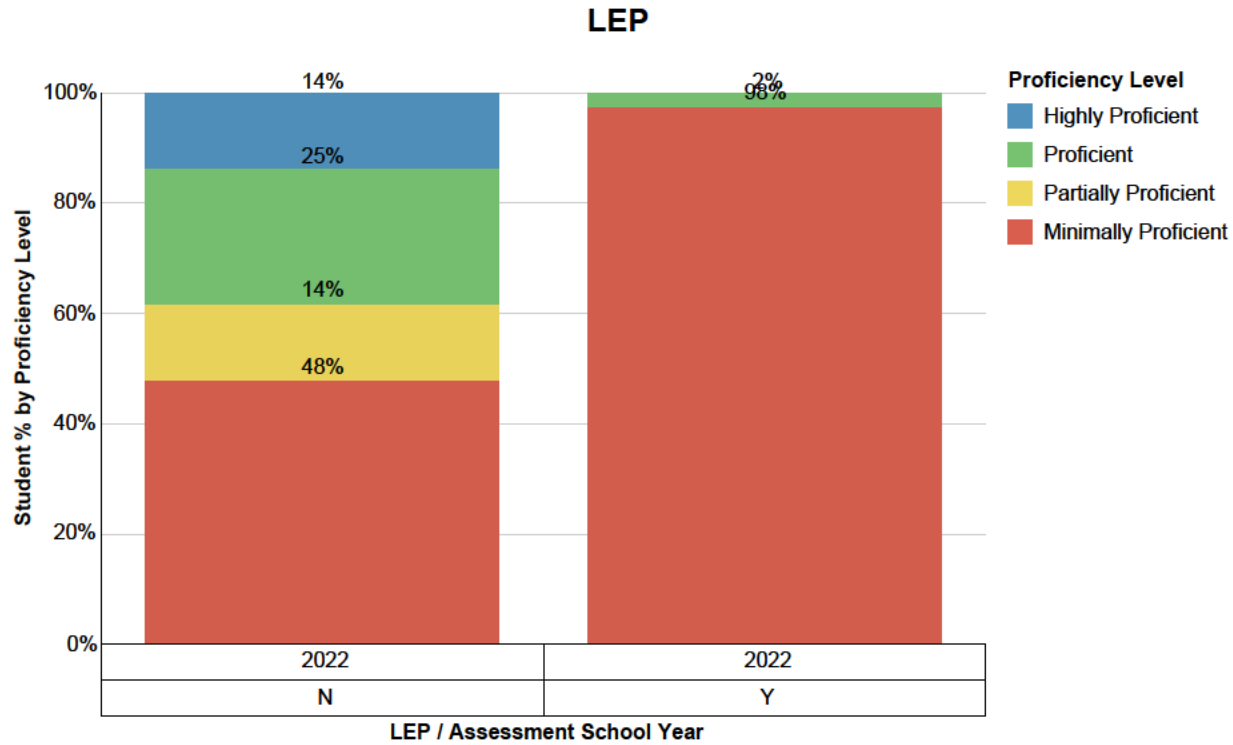
Assessment: AASA    Assessment Subject: English Language Arts    Time Period: SPRING    Admin Type: NA



# of Students	Econ Dis	
	N	Y
	2022	2022
Highly Proficient	<a href="#">63</a>	<a href="#">12</a>
Proficient	<a href="#">85</a>	<a href="#">51</a>
Partially Proficient	<a href="#">35</a>	<a href="#">41</a>
Minimally Proficient	<a href="#">110</a>	<a href="#">195</a>
<b>Total</b>	<b><a href="#">293</a></b>	<b><a href="#">299</a></b>

# District - Assessment Summary Proficiency Distribution by Special Population by Year

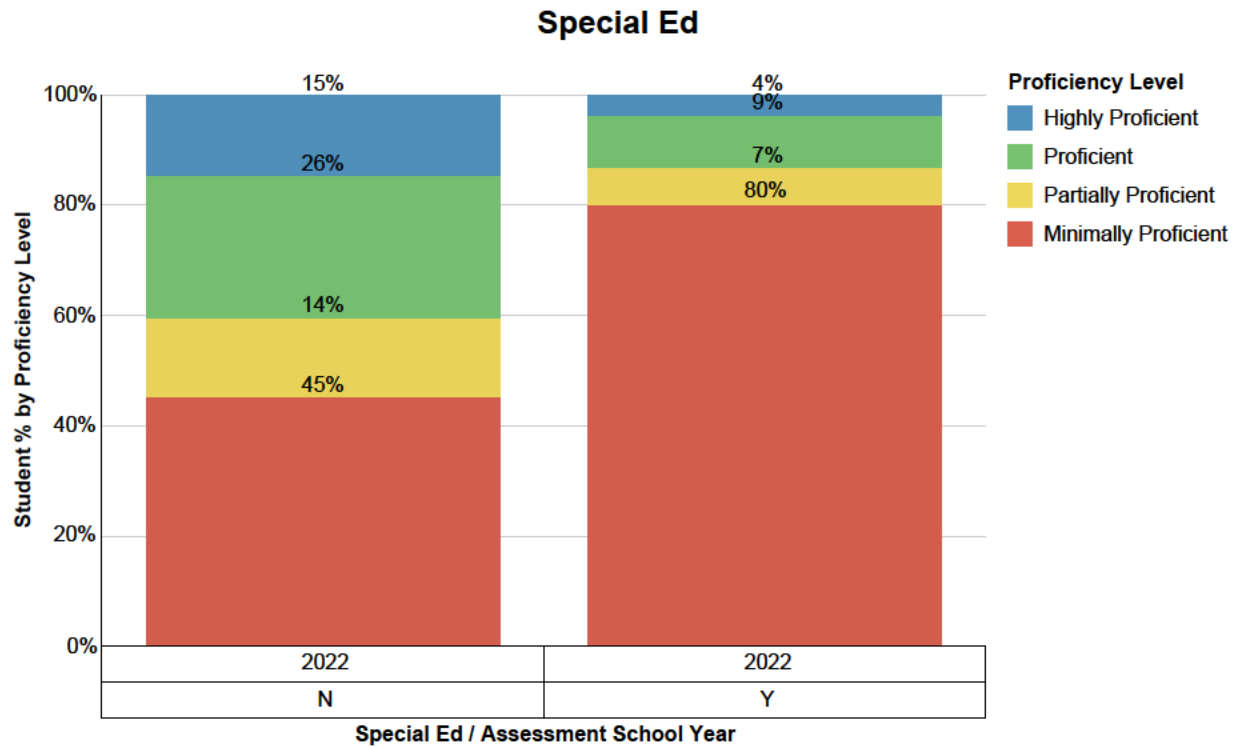
Assessment: AASA    Assessment Subject: English Language Arts    Time Period: SPRING    Admin Type: NA



# of Students	LEP	
	N	Y
	2022	2022
Highly Proficient	<a href="#">75</a>	
Proficient	<a href="#">135</a>	<a href="#">1</a>
Partially Proficient	<a href="#">76</a>	
Minimally Proficient	<a href="#">264</a>	<a href="#">41</a>
<b>Total</b>	<b><a href="#">550</a></b>	<b><a href="#">42</a></b>

# District - Assessment Summary Proficiency Distribution by Special Population by Year

Assessment: AASA    Assessment Subject: English Language Arts    Time Period: SPRING    Admin Type: NA



# of Students	Special Ed	
	N	Y
	2022	2022
Highly Proficient	<a href="#">71</a>	<a href="#">4</a>
Proficient	<a href="#">126</a>	<a href="#">10</a>
Partially Proficient	<a href="#">69</a>	<a href="#">7</a>
Minimally Proficient	<a href="#">220</a>	<a href="#">85</a>
<b>Total</b>	<b><a href="#">486</a></b>	<b><a href="#">106</a></b>

# District - Assessment Summary Proficiency Distribution by Special Population by Year

Assessment: AASA    Assessment Subject: English Language Arts    Time Period: SPRING    Admin Type: NA

## Optional Selection Filters for Report

Ethnicity: ALL  
Econ Dis Flag: ALL  
LEP Flag: ALL  
Special Ed Flag: ALL

Assessment Grade Level: 03  
Gender: ALL  
LEP: ALL  
Bilingual Flag: ALL  
504 Flag: ALL  
Title 1 Flag: ALL  
At Risk Flag: ALL  
Migrant Flag: ALL  
GAT Flag: ALL

## Report Description

The District – Assessment Summary Proficiency Distribution by Special Population by Year report graphically compares the percent of students within each proficiency band (with performance indicators) for the prior 3 years of assessments by each Gender and Assessment Year for the selected assessment, subject and most recent assessment year. A separate crosstab the numeric count of students for each proficiency level band for each Admin School for the 3 years of assessment history.

## Schools Included in Report

School ID	School Name	School State ID	School State Name	School Type	School State Type	Instructional Facility Flag
110	DeMiguel Elementary School			Elementary		Y
111	Cromer Elementary School			Elementary		Y
112	Kinsey Elementary School			Elementary		Y
113	Marshall Elementary School			Elementary		Y
114	Killip Elementary School			Elementary		Y
117	Sechrist Elementary School			Elementary		Y
118	Thomas Elementary School			Elementary		Y
120	Leupp Public School			Elementary		Y
121	Puente de Hozho Elementary School			Elementary		Y
122	Knoles Elementary School			Elementary		Y